

IOTA 10G⁺

PROBE • CAPTURE • ANALYZE



The IOTA 10G+ is a multifunctional passive network probe with integrated traffic capture and analysis capabilities. With high performance and reliability, it is a great asset to get access and visibility into industrial or enterprise level networks. Profitap IOTA can be used as a dedicated probe, or programmed for autonomous onsite analysis, eliminating the need of an onsite network expert.

The IOTA 10G+ is designed to be easy to use, meaning the device can be set up and activated without extensive knowledge. Analysis can be performed later on by experts, remotely. IOTA 10G+ is fitted with GPS and PPS ports to provide advanced timestamping features.

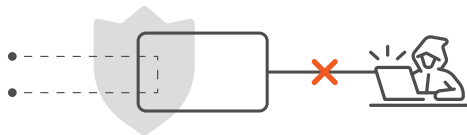
Technical Specifications

CONNECTORS	LEDS & BUTTONS
2 x SFP+ in-line/SPAN 1 x RJ45 management 1 x USB 3.0 type A 2 x 12 VDC / 2.5 A power (12V model) 2 x 24-48 VDC power (24V model) 1 x SMA female (PPS) 1 x SMA female (GPS)	4 x SFP+ link/activity LED 2 x RJ45 link/activity LED 1 x status LED 1 x capture LED 1 x capture button 1 x Sync LED
DIMENSIONS (WxDxH)	WEIGHT
105 x 164 x 38 mm 4.13 x 6.46 x 1.5 in	600 g 1.32 lb
SPEED	COMPLIANCE
1 / 10 Gbps	RoHS — CE
ACCESSORIES	
1 x 12 VDC PSU (12V model) 1 x DC terminal block (24V model) 1 x 1.5 m RJ45 cable GPS/GLONASS Antenna	

Features

- 1G/10G monitoring
- Dedicated probe and analysis capabilities
- Programmable autonomous capture functions
- Remote access and management
- Non-intrusive monitoring
- SPAN and In-Line modes
- 8 ns hardware timestamp
- Packet slicing
- Hardware filtering
- Real time statistics
- Low level error and bandwidth monitoring
- Invisible to the network
- PoE+ powering possibility (through management port)
- 1 TB or 2 TB swappable SSD
- GNSS (GPS/GLONASS) UTC timestamping
- PPS synchronization (input/output)

IOTA 10G+	PORTABLE MODEL	RACKMOUNT MODEL
1 TB SSD	CBP-10G2-1T	CBR-10G2-1T
2 TB SSD	CBP-10G2-2T	CBR-10G2-2T



IOTA's In-line circuit is isolated from the other interfaces, internal storage and analysis processing. This makes sure your network stays safe from outside attacks while still enabling full network visibility and analysis.



CBR-10G2 Rackmount Model

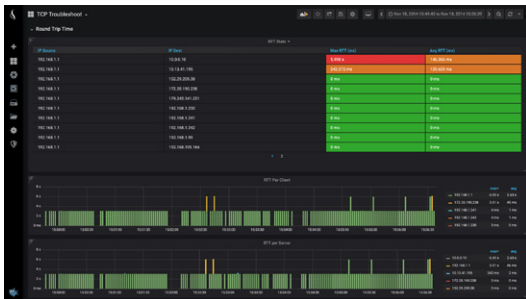
Real Time Traffic Analysis

Out of the box, IOTA comes with its own integrated software to help analyze the captured data in real-time. By extracting metadata from the captured files, IOTA is able to give you a real-time visual overview of what is happening on your network. IOTA dashboards help you filter large amounts of network traffic instantly, greatly optimizing your workflow and reducing time spent on troubleshooting.



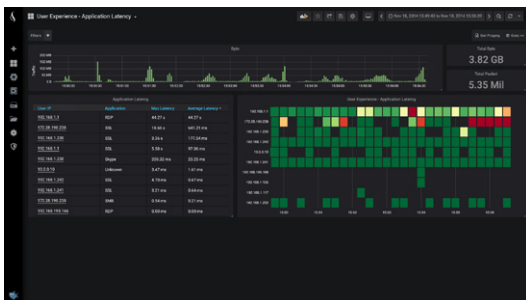
Home Dashboard

A quick overview of Top Talkers and client-server data transfers.



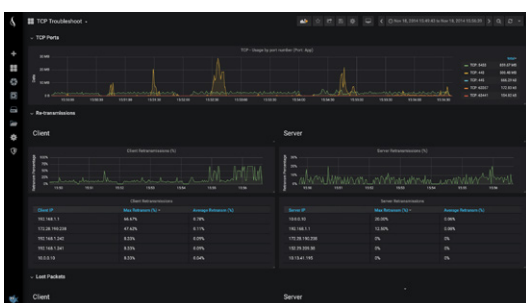
TCP Round Trip Time

RTT triggers per flow, server, and client. TCP flag statistics.



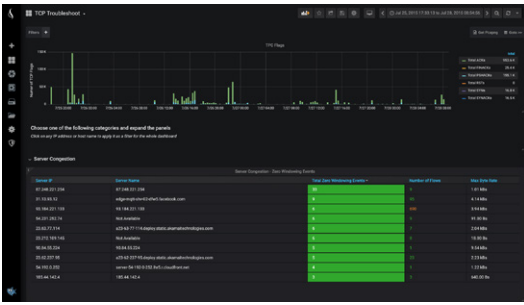
User Experience Application Latency

Application latency from the client IP perspective.



TCP Retransmissions

Retransmissions percentage over time per client and server. TCP flag statistics.



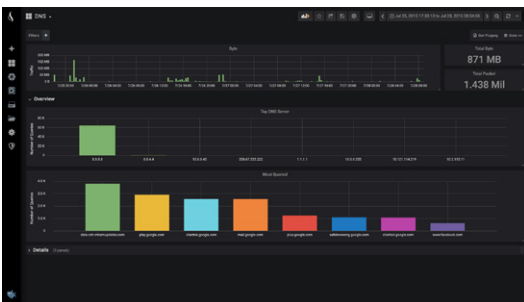
TCP Server Congestion

An overview of zero windowing events per server over time, detecting when a server is saturated. Includes statistics of number of flows per server.



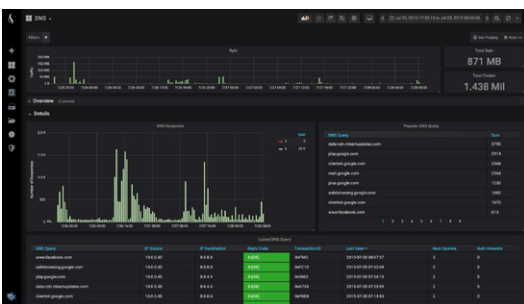
TCP OOO and Lost Packets

Top Client / Server lost and Out Of Order packets.



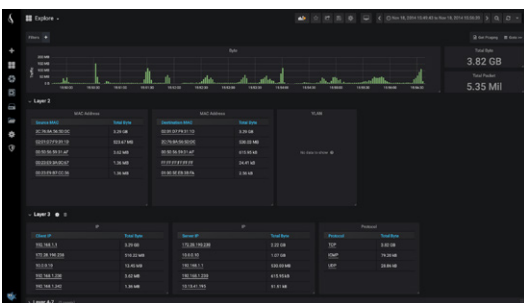
DNS Overview

Overview of top DNS servers and most queried servers.



DNS Details

Overview of top DNS servers and most queried servers.



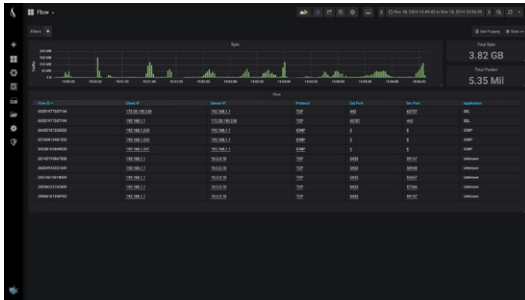
Explore L2L3

Overview of network traffic with deviation per OSI layer.



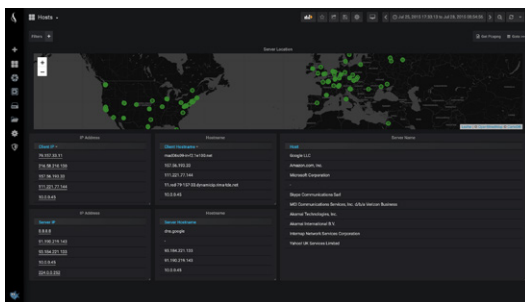
Explore L3L4-7

Overview of network traffic with deviation per OSI layer.



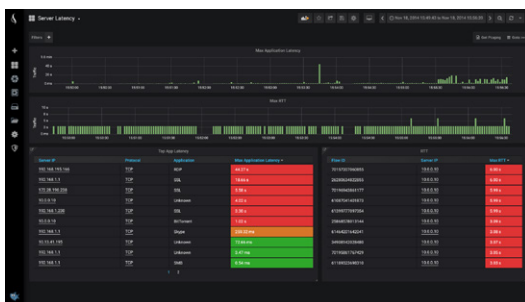
Flow

Analyze application and network traffic based on Flow ID, Client IP, Server IP, Protocol, etc..



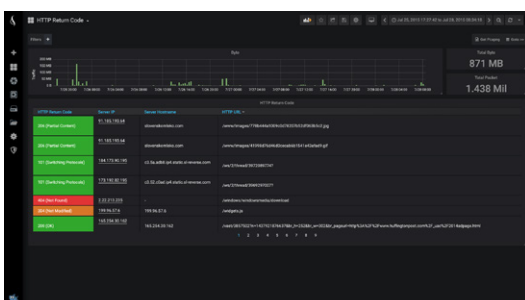
Hosts

Overview of servers, including GeoIP resolution in map.



Return Code

Troubleshoot HTTP server response.



Server Latency

Top application and network latency, including Round Trip Time.