

The VIAMI logo is located in the top left corner. It consists of the word "VIAMI" in a bold, purple, sans-serif font. The letters are slightly spaced out, and the 'V' and 'I' are connected. The background of the slide features a large, stylized graphic of a mountain or a series of overlapping triangles in shades of blue and purple, with a light gray triangle at the top.

Observer[®] Analyzer

Elevate performance and reduce
downtime with an integrated network
monitoring system

Know, Optimize, and Troubleshoot Your Network

Observer Analyzer assists in successful performance management decision-making for complex VM and cloud environments, unified communications (UC) deployments, network and application performance, and more. It offers high-level views and deep drilldown with comprehensive visibility into network and app behaviors, dependencies, and component interactions. It's the foundation for optimizing network and application performance to meet or exceed high end user expectations.

Benefits

With robust and comprehensive reporting, Analyzer offers rapid issue resolution and builds long-term performance improvements. It provides the data intelligence and power needed by network managers, architects, and engineers to achieve peak service delivery. From SQL to VoIP, Analyzer delivers individual packet views and decodes over 740 primary protocols and countless sub-protocols.

Additional benefits include:

- Total visibility into network and application health
- High-level to granular views
- Advanced HTTP application monitoring
- Customized key performance indicators
- In-depth troubleshooting with root-cause analysis
- Application performance analytics
- Expert Analysis—alerts you to potential problems and solution strategies
- Over 30 real-time statistics including bandwidth usage, LAN use patterns, and more

"With Observer Analyzer, we now have the tools in place to get to the bottom of the problem, whatever the case may be."

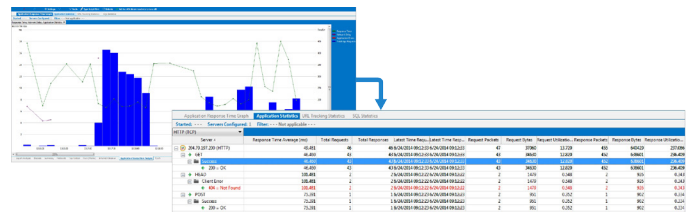
- Lane Timmons

Senior director of networking,
Texas Tech University Health Sciences Center

Key Features

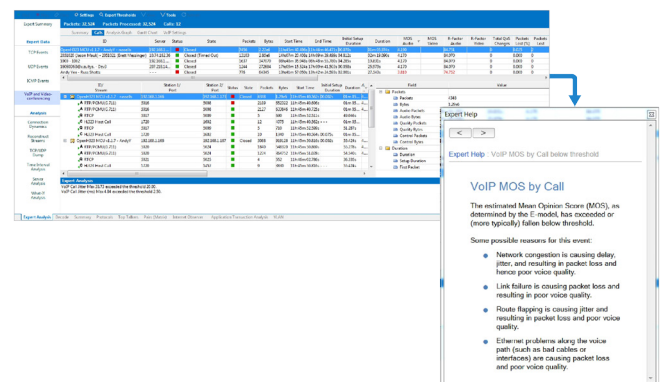
Application Performance

With virtualized visibility, you can manage application performance across virtual and physical networks. Reduce downtime and increase productivity with in-depth, contextual application analysis. And get response time data for thousands of applications, plus performance metrics, transaction details, and predictive analytics that show the network impact of new application deployments. Analyzer's advanced HTTP application monitoring offers insight into how web-based applications are operating and how users access IT resources, including information on browser type and operating system.



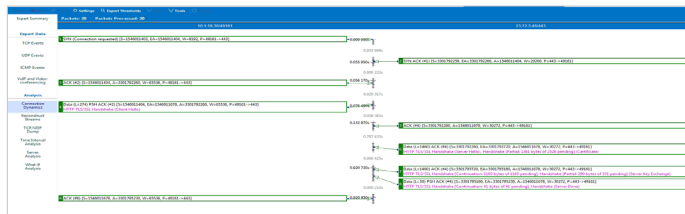
Expert Analysis

Get immediate intelligence in both real time and post capture using Expert Events for TCP, UDP, VoIP, Wireless, and more. Analyzer tracks and organizes common services, flags response performance by severity, tracks port-based protocols for slow response, and differentiates between network and application problems with local traffic and WAN/Internet traffic distinction.



Conversation Analytics

Analyzer offers intuitive connection dynamics, which graphically breaks down individual network conversations piece-by-piece, pinpointing which request or response is causing the issue. Retransmissions and dropped packets are instantly flagged. Spaces between conversation sections identify latency and response time issues. TCP/IP Expert Events show excessive retransmissions, and provide an explanation of the problem and possible causes.

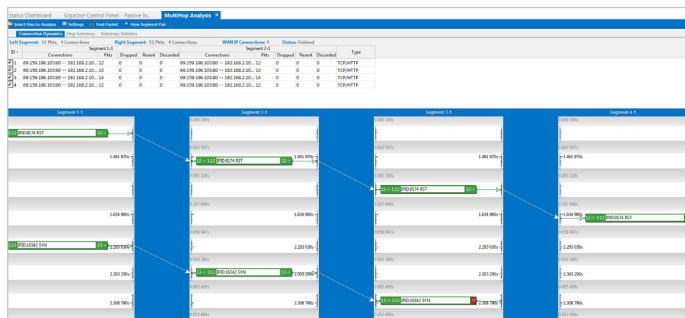


Trending

Use network trending reports to forecast IT needs or justify upgrades. View and analyze network traffic stats over periods of time – from days to years. Trending metrics can be broadly applied to meet diverse challenges like translating web traffic into Internet usage data to appropriately bill departments on service use.

Troubleshooting

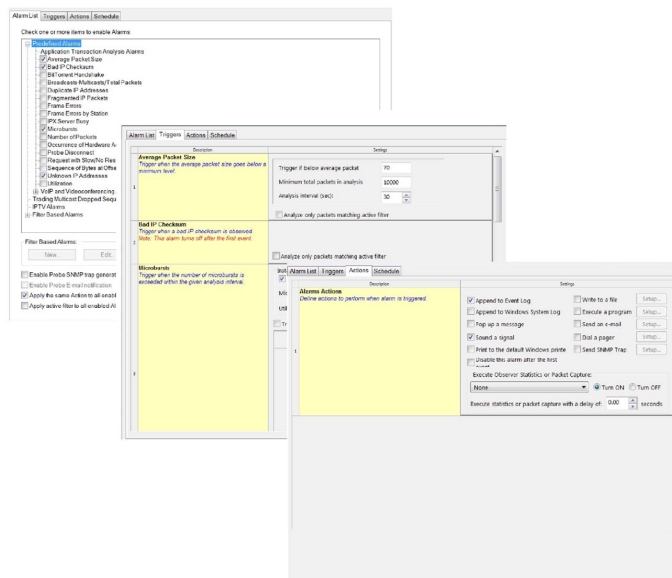
Perform in-depth troubleshooting with an interface that provides intuitive workflows for quick problem resolution. Deep drill-down capabilities with root-cause analysis pinpoint issues at the source with accuracy and ease. High-performance packet capture, decode, and filtering capabilities offer additional support.



Triggers and Alarms

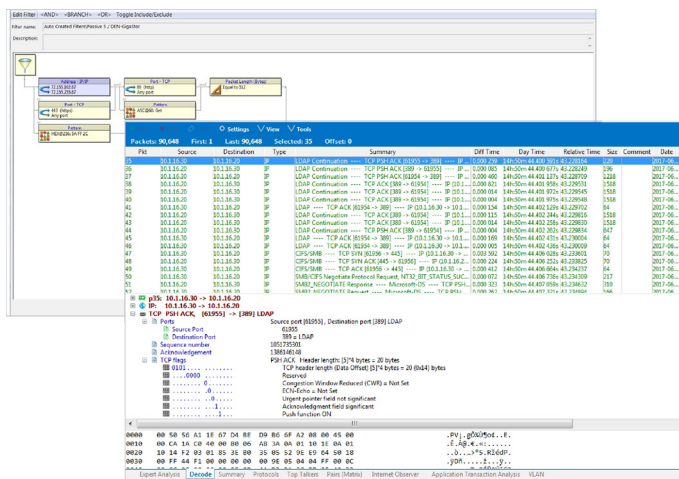
Analyzer deploys ongoing monitoring of activity levels and immediately sends prioritized alerts when network fluctuations cross your pre-set levels. Select from various alert options--automatic emails or automated packet captures.

Features also include flagging activities or errors from a pre-defined list; setting custom notifications based on any filter; obtaining email with virus information (including source and destination); and placing triggers on any WLAN activity.



Packet Capture

The Analyzer's packet capture, decode, and filtering capabilities are second to none. Analyzer lets you view individual packets and decode for over 740 primary protocols and countless sub-protocols. Analyzer filters packets quickly and efficiently by address, address range, protocol offsets, and protocol presets using the GUI and by-command line.

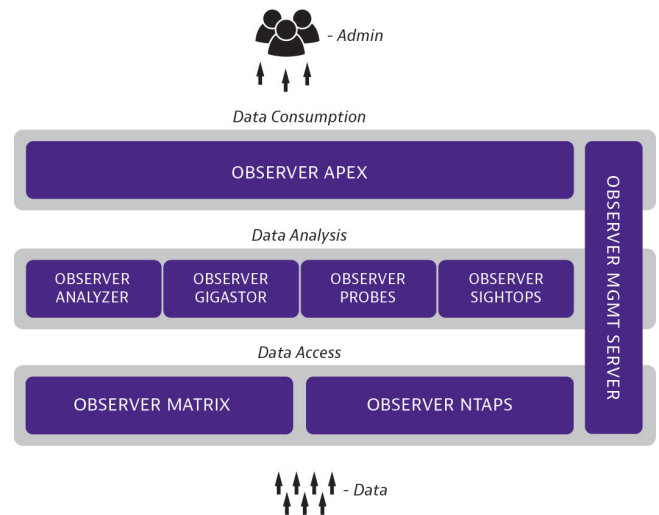
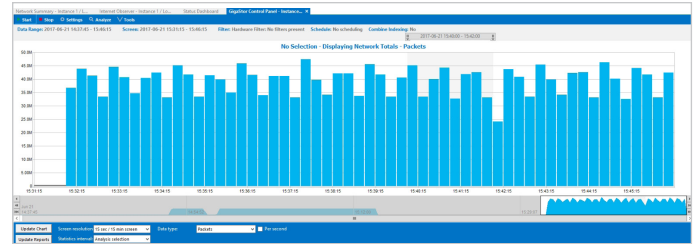
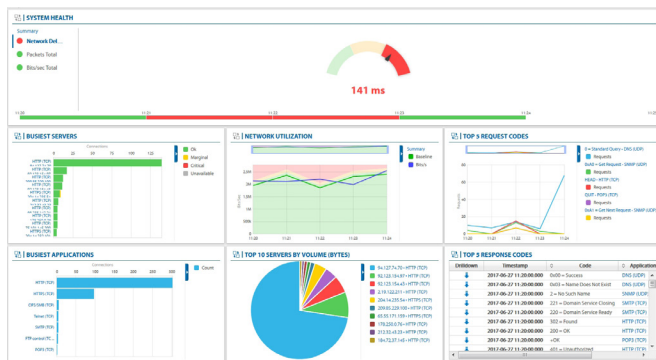


Platform Integration

The Observer Performance Management Platform is a full-service IT solution for optimizing application and network performance management.

Analyzer can be combined with Observer Apex™, GigaStor™ and SightOps™ to increase management performance power and to provide the following benefits:

- Long-term packet capture
- In-depth analysis on historical events
- Forensics analysis
- Data stream reconstruction
- High-level or aggregate reporting
- Global alerts
- Filter captures on device health



"Analyzer is a product that we basically took off the shelf, immediately put to work, and now use for managing every aspect of communication health across England."

- Martin Perkins

Network architect, Capita Secure Information Solutions Ltd.



Contact Us **+1 844 GO VIAVI**
(+1 844 468 4284)

To reach the Viavi office nearest you,
visit viavisolutions.com/contacts.

© 2017 Viavi Solutions, Inc.
Product specifications and descriptions in this document are subject to change without notice.
observeranalyzer-br-ec-ae
30176199 902 0717

viavisolutions.com